

e-PRAMAAN

e-PRAMAAN is a platform through which users can submit their or their dependents life certificate live without any hassle by just capturing their selfie and 10 seconds video. Their request will then be sent to respective admins of their payment unit for further approval. The users will get mail/SMS at the time of submission, approval or rejection of their requests.

NOTE: Kindly use android phones or laptops only (will not work on Apple phones).

- 1) Users will receive a link through mail/SMS to submit their life certificate live through selfie and 10 secs video.

Submission of Life Certificate using 'ePramaan' for duration 01.11.2020- 31.10.2021




prmswebadmin@indianoil.in
To: Pai, Priyanka


Dear TEST USER1,

Kindly submit the Digital Life Certificate "ePramaan" for duration 01.11.2020- 31.10.2021 using the given link: <https://cloud.india>

Regards,
PRMBF Administrator, IOCL


- 2) After clicking on the link, users will be redirected to e-PRAMAAN portal where they need to submit their live life certificate with declaration, a selfie and 10 seconds video.



PRMS Life Certificate 

IndianOil

e-PRAMAAN

Declaration 

Welcome TEST USER1
Employee No.-99999

Dependents
**** Check active members/dependents**

<input type="checkbox"/> TEST USER1 - SELF
<input type="checkbox"/> Test Son - SON
<input type="checkbox"/> Mrs Test User - SPOUSE

I, hereby confirm the submission of 'e-PRAMAAN' as life certificate for myself and my Dependents.

Submit and Proceed

- 3) Users need to check those checkboxes for which they are declaring the life certificate, single life certificate will be submitted for dependents as well as the ex-employee as shown below. After checking boxes, click on **submit and proceed**



PRMS Life Certificate



e-PRAMAAN

Declaration ^

Welcome TEST USER1

Employee No.-99999

Dependents

**** Check active members/dependents**

TEST USER1 - SELF

Test Son - SON

Mrs Test User - SPOUSE

I, hereby confirm the submission of 'e-PRAMAAN' as life certificate for myself and my Dependents.

Submit and Proceed

Capture Selfie v

Capture Video (10s) v

4) Users Now need to capture their selfie by clicking on button "Capture selfie"

PRMS Life Certificate

IndianOil

e-PRAMAAN

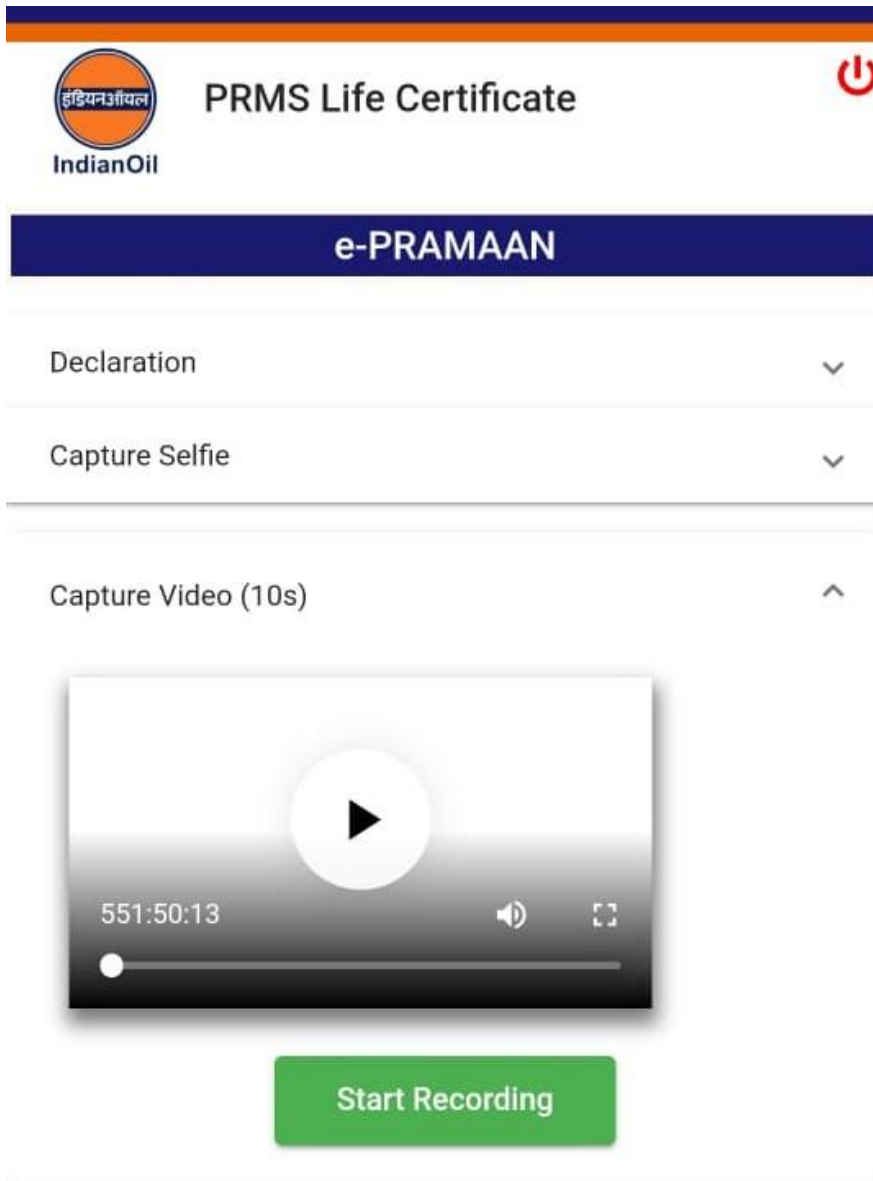
Declaration

Capture Selfie

Capture Selfie

Capture Video (10s)

- 5) After Selfie, users need to upload 10seconds video, they must click on start recording button. Their 10 seconds video will be captured automatically.



- 6) After declaration, capturing selfie and video: users need to submit Life certificate if the data is correctly captured otherwise, they can resubmit by clicking on Cancel & Resubmit.



PRMS Life Certificate 

IndianOil

e-PRAMAAN

Declaration 


Capture Selfie 

Capture Video (10s) 

Designed by Corporate Info. Systems Dept.

- 7) After submission, users can see all the updated data which they have uploaded and can also download the same through the button given as “Download PDF” at the end of the page



PRMS Life Certificate 

IndianOil

e-PRAMAAN

e-PRAMAAN already uploaded at 23-11-2020 at
09:41 AM
Pending for Approval


Dependents ** As per submitted declaration

TEST USER1 - SELF [Active: **Yes**]

Test Son - SON [Active: **Yes**]


Mrs Test User - SPOUSE [Active: **No**]

Uploaded Image






Uploaded Video



[Download PDF](#)



- 8) Alternatively, Users can also use the e-Pramaan facility through the link provided in the home page of e-Sambandh from **mobile**.

prms.indianoil.in/self_Mob/log-in.aspx

 **IndianOil**
A Maharatna Company

e-Sambandh

Online Post Retirement Medical Benefit Facility

Employee No.	<input type="text"/>
Password	<input type="password"/>
781046 	
Enter Captcha Number shown above	<input type="text"/>
	
New Registration	Forgot Password

When you open for the first time on Mobile, click on **Add to Home** button to create a shortcut icon on mobile. Alternatively you may use **Add to Home Screen** option from browser settings to create a shortcut icon.

To access IOCL phonebook for ex-employees use
<https://pwa.indianoil.in/MyIOCL/>

To access e-Pramaan use
https://cloud.indianoil.in/PRMS_LC/#/login/

© Indian Oil Corporation Ltd.
Maintained by COIS, Gurgaon
[Contact us](#)