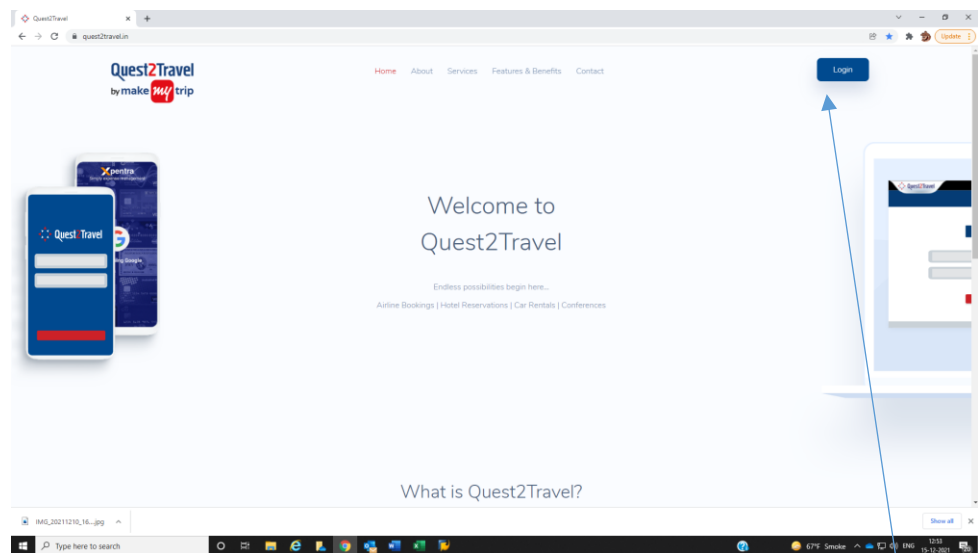




First Time log in -cum- registration in SBT portal

Kindly follow the following steps for first-time login and registration :

1. Please use **Google chrome browser** and input <https://www.quest2travel.in/> . You will see a screen as given below



Click on Login

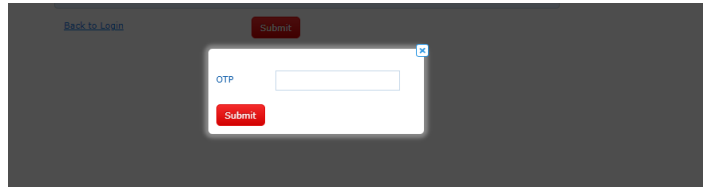
2. Click on Login button on right side of the screen
3. For those logging in for the first time and who have not registered, please click on Forgot password. (Refer screenshot above)
4. Only enter your **8 digit employee number in Employee Id** and **10 digit mobile number in Mobile No.** (Refer screenshot below)




Enter 8 digit employee number
Eg : 00012345

Enter 10 digit mobile number

5. Enter OTP as received on your mobile number and click on SUBMIT button.

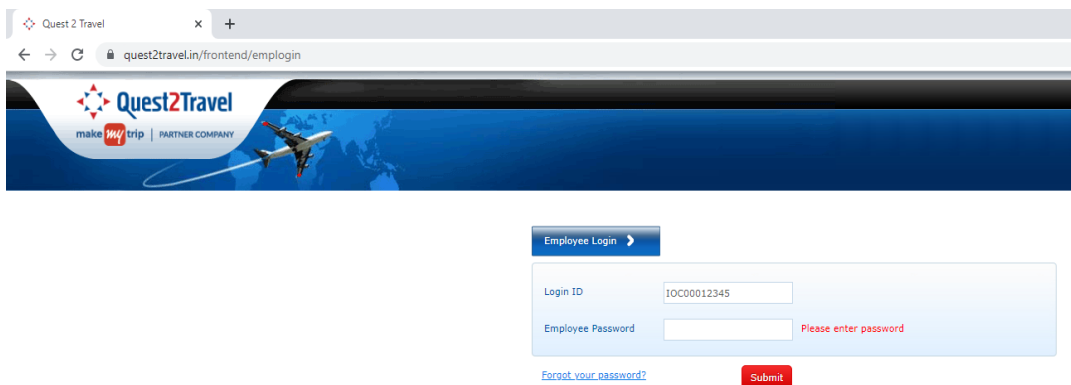


6. After you have successfully entered OTP, the New password is sent to your registered mobile number. Please see screenshot below




Confirmation message as above

7. Now you can always login with your Login Id i.e IOC followed by 8 digit employee number and password received. Eg **IOC00012345**



8. On clicking you will see a screen as under :



Employee Login

Login ID: IOC00012345

Employee Password: Please enter password

[Forgot your password?](#)

Forgot Password

Enter IOC followed by 8 digit employee no.

9. Please enter your **8 digit employee number** prefixed with zeroes and IOC .Eg: If your employee number is 12345, then enter **IOC00012345**
10. For details on how to do different bookings / transactions, please view videos or read manuals available on the portal. For other queries, you may email at helpdesk@quest2travel.com or mkthotravel@indianoil.in
11. In case you still face any difficulty, you may contact concerned officer in A&W (Ms Purnima Kakkar, SM(A&W), Ph : 9457851551).